

Scaled data based on original data using  
LM-79-08 Approved Method: Electrical and Photometric Measurements of Solid-  
State Lighting Products

Test Report Prepared for  
Cooper Lighting Solutions  
(formerly Eaton)

Brand: McGRAW-EDISON

Report Number: P228272

Luminaire Tested: **ISC-AF-1000-LED-E1-SL3-7060-ULG**

Issue Date: 3/3/2020

**Test Information**

Test Method: LM-79-08  
Report Number: P228272  
TEST IS SCALED FROM IESNA LM-79-08 TEST DATA (P29762)-DOWNLIGHT AND  
Test Lab: INNOVATION CENTER-P2  
Issue Date: 3/3/2020  
Manufacturer: COOPER LIGHTING SOLUTIONS (FORMERLY EATON)  
Product Line: MCGRAW-EDISON  
Catalog Number: ISC-AF-1000-LED-E1-SL3-7060-ULG  
Description: IMPACT ELITE LED CYLINDER LUMINAIRE WITH UPLIGHT  
LIGHT SQUARE WITH ACCULED OPTICS-TYPE III W/SPILL CONTROL, WITH UPLIGHT  
GLOW  
Light Source: (16) 5700K CCT, 70 CRI LEDs and (1) UPLIGHT LED  
Ballast/Driver: ELECTRONIC DRIVER

**Summary**

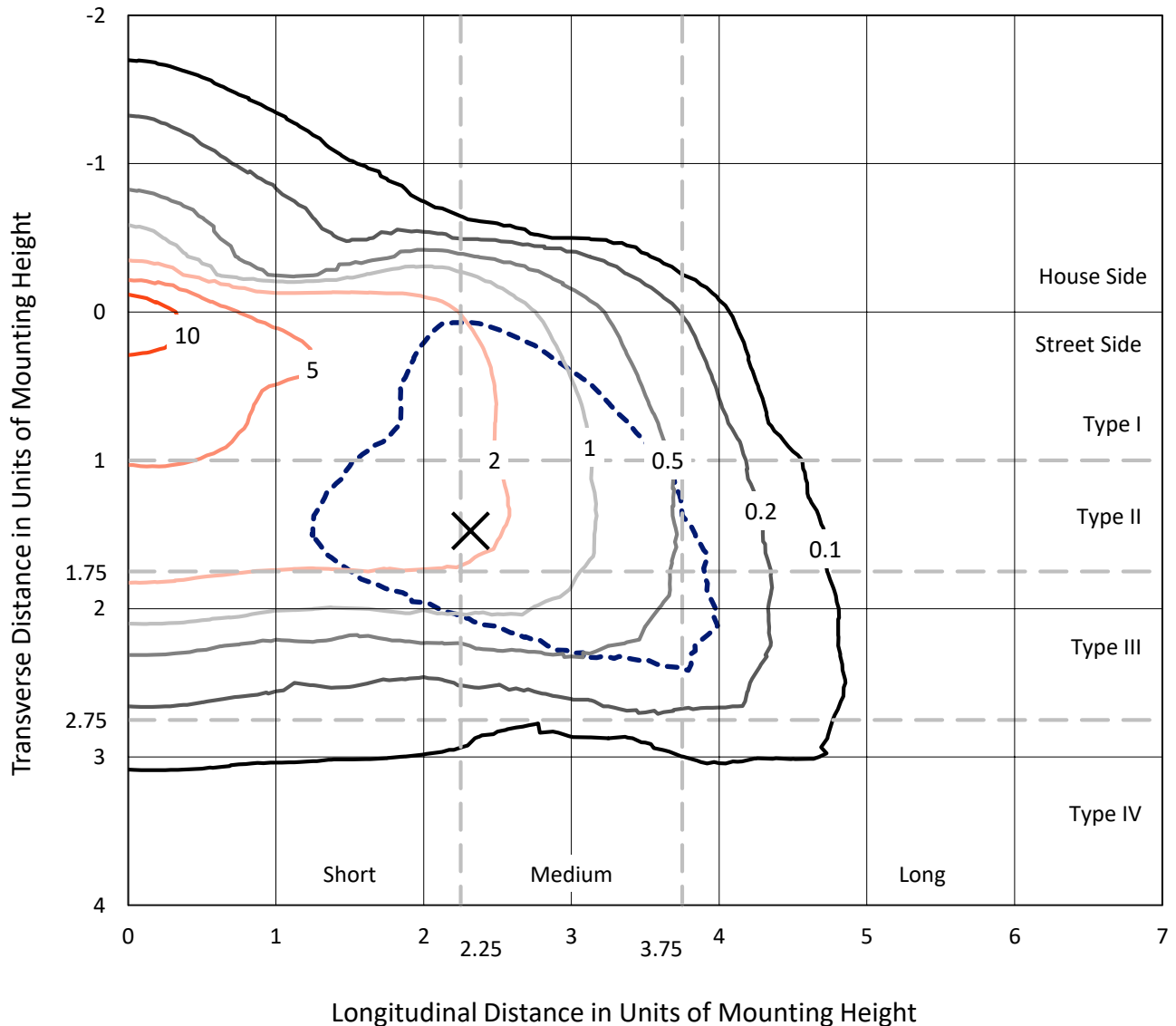
Lumens per Lamp: N/A  
Luminaire Lumens: 6806.2 lumens  
Efficiency: N/A  
Efficacy: 95.5 lumens/watt  
Luminous Opening: Rectangular w/ Sides (W: 0.5' x L: 0.5' x H: 0.54')  
IES Classification: Type III - Medium - Non-Cutoff  
BUG Rating: B1 - U5 - G2  
  
Input Watts (W): 71.3  
Input Voltage (V): 120  
Input Current (Ain): NR  
Voltage Rise (V): NR  
Power Factor: NR  
Total Harmonic Distortion (THDi): NR  
Frequency (hertz): 60  
Stabilization Time: NR  
Operation Time: NR  
Ambient Temperature (°C): NR  
Test Distance: 25 FT



REPORT NUMBER: P228272  
 CATALOG NUMBER: ISC-AF-1000-LED-E1-SL3-7060-ULG

### Iso-Footcandle Lines of Horizontal Illumination

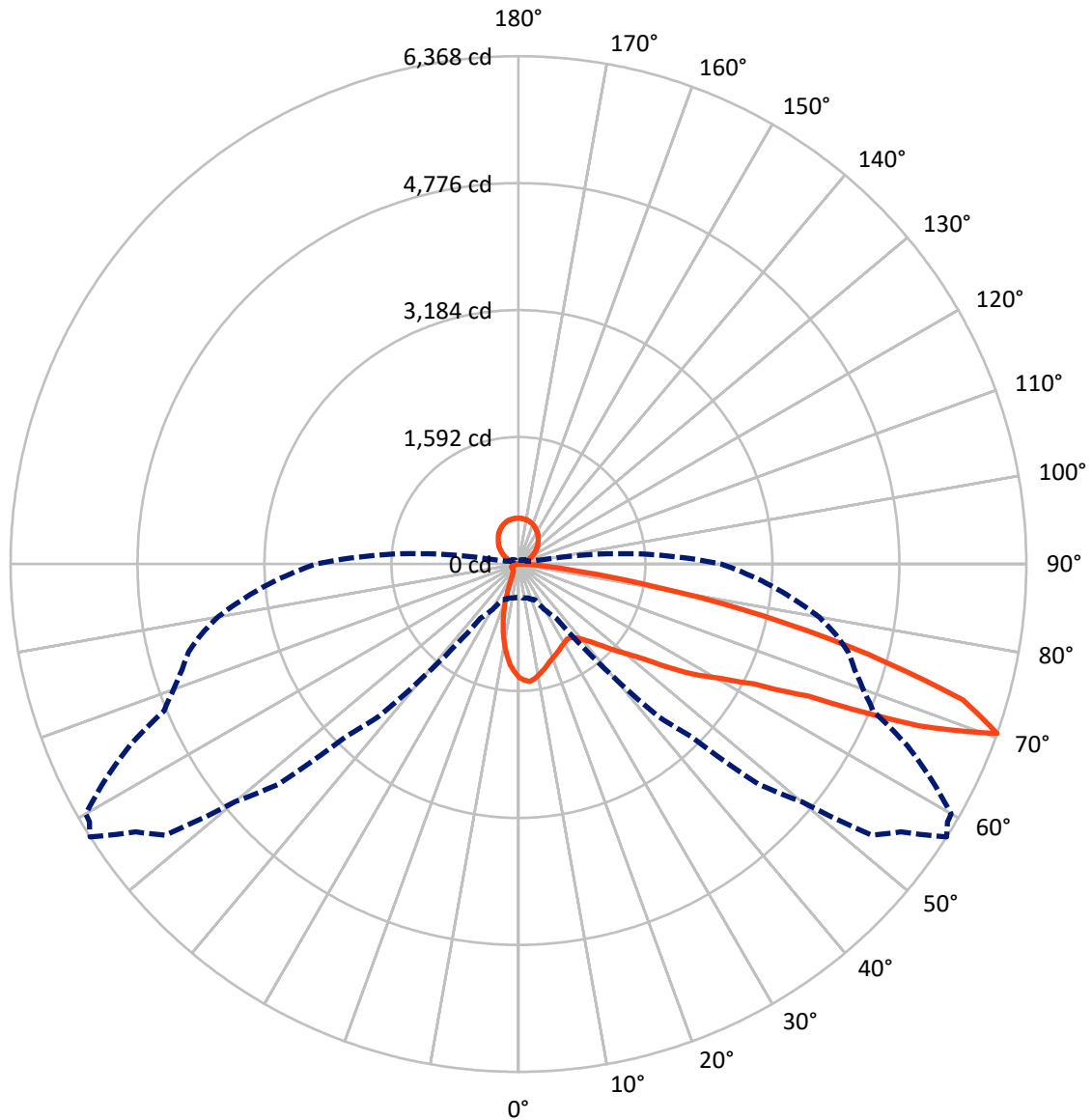
✕ Max cd  
 - - - 1/2 Max cd



Based on 10 foot mounting height. Maximum calculated value = 14.2 fc  
 Type III - Medium - Non-Cutoff

REPORT NUMBER: P228272  
CATALOG NUMBER: ISC-AF-1000-LED-E1-SL3-7060-ULG

### Luminous Intensity Polar Plot



— Vertical Plane Through 57.5-Deg Lateral    - - - Horizontal Cone Through 70-Deg Vertical

REPORT NUMBER: P228272

CATALOG NUMBER: ISC-AF-1000-LED-E1-SL3-7060-ULG

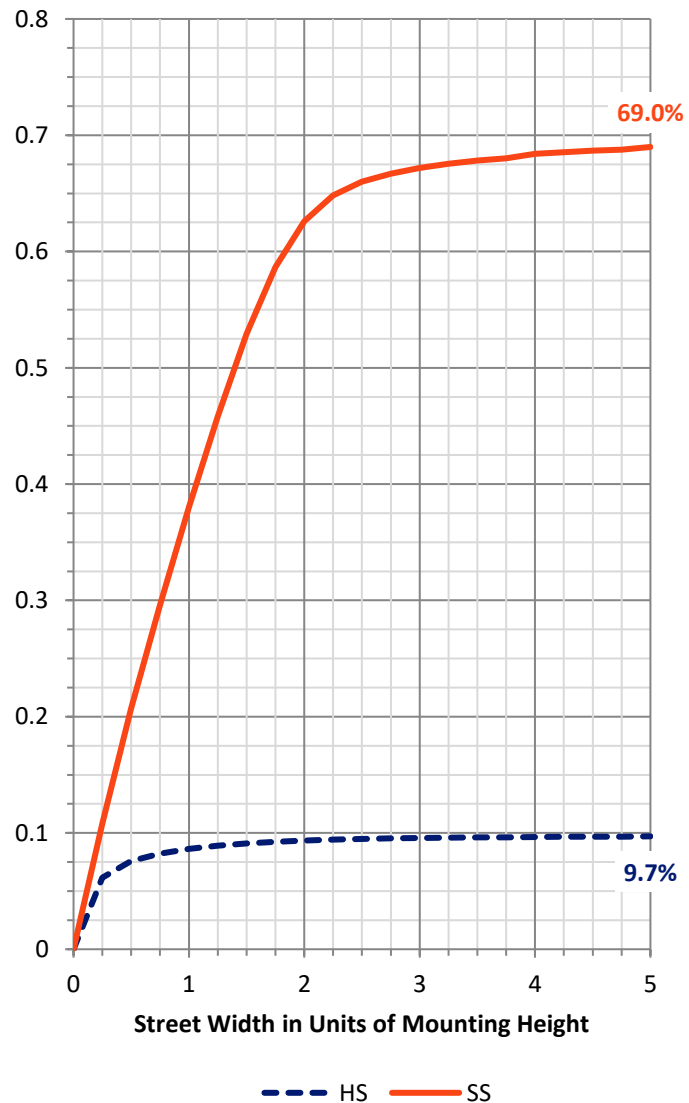
**FLUX DISTRIBUTION:**

		Downward	Upward	Total
<b>House Side</b>	Lumens	665.8	713.1	1378.9
	% Fixture	9.8	10.5	20.3
<b>Street Side</b>	Lumens	4714.2	713.1	5427.3
	% Fixture	69.3	10.5	79.7
<b>Total</b>	Lumens	5380.0	1426.2	6806.2
	% Fixture	79.0	21.0	100.0

**Coefficient of Utilization**

**ZONAL LUMENS:**

Zone	Lumens	% Fixture
0°-10°	123.0	1.8
10°-20°	266.9	3.9
20°-30°	335.5	4.9
30°-40°	438.4	6.4
40°-50°	657.8	9.7
50°-60°	1039.9	15.3
60°-70°	1498.9	22.0
70°-80°	927.7	13.6
80°-90°	92.0	1.4
90°-100°	4.7	0.1
100°-110°	69.0	1.0
110°-120°	153.0	2.2
120°-130°	223.9	3.3
130°-140°	265.6	3.9
140°-150°	269.3	4.0
150°-160°	231.1	3.4
160°-170°	155.1	2.3
170°-180°	54.3	0.8
0°-90°	5380.0	79.0
0°-180°	6806.2	100.0



REPORT NUMBER: P228272

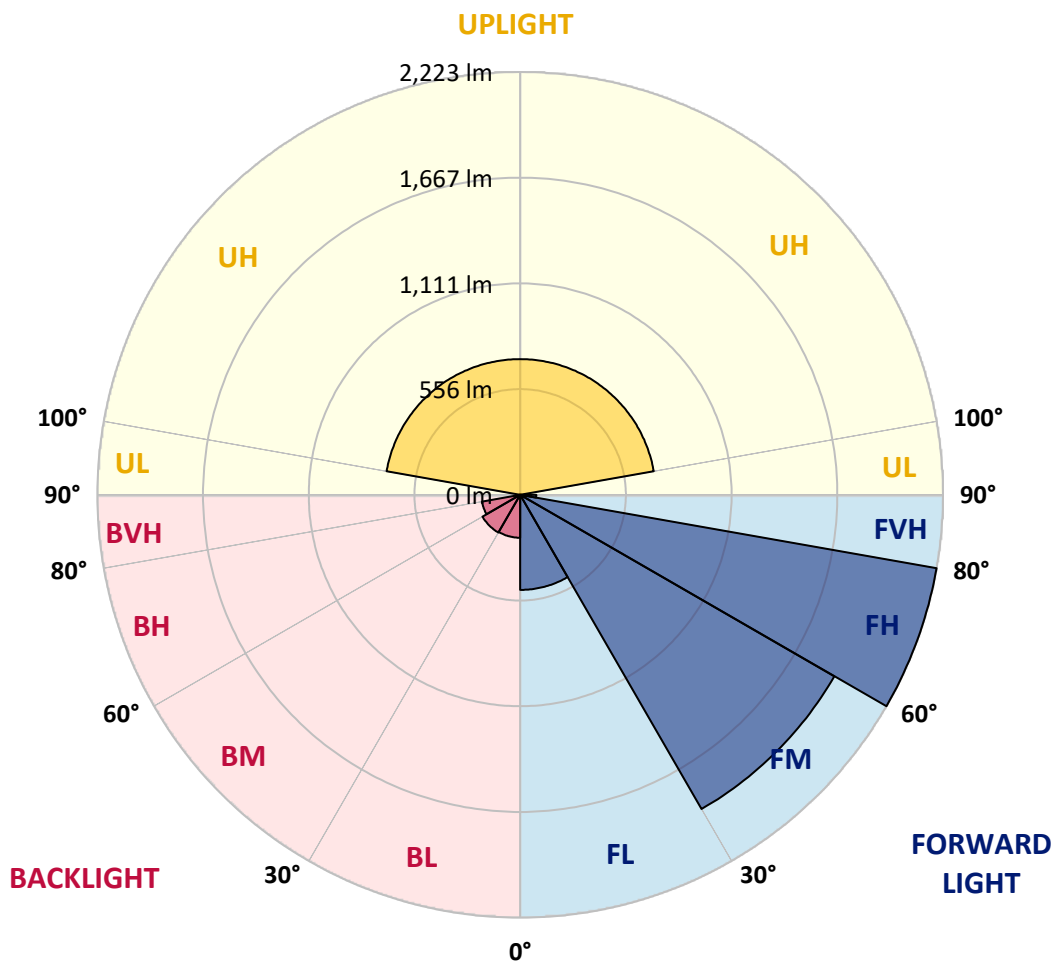
CATALOG NUMBER: ISC-AF-1000-LED-E1-SL3-7060-ULG

**LUMINAIRE CLASSIFICATION SYSTEM LUMEN TABLE AND BUG RATING:**

Zone	Lumens	% Fixture	Zone Rating/Lumen Limit		
			B	U	G
FL (0°-30°)	499.7	7.3			
FM (30°-60°)	1907.1	28.0			
FH (60°-80°)	2222.8	32.7			G2/5000
FVH (80°-90°)	84.7	1.2			G1/100
BL (0°-30°)	225.7	3.3	B1/500		
BM (30°-60°)	228.9	3.4	B1/1000		
BH (60°-80°)	203.8	3.0	B1/500		G1/500
BVH (80°-90°)	7.3	0.1			G0/10
UL (90°-100°)	4.7	0.1		U1/10	
UH (100°-180°)	713.1	10.5		U4/1000	

**BUG Rating: B1-U5-G2**

Type III Medium





REPORT NUMBER: P228272

CATALOG NUMBER: ISC-AF-1000-LED-E1-SL3-7060-ULG

**CANDELA DISTRIBUTION (FULL):**

	0°	5°	15°	25°	35°	37.5°	40°	42.5°	45°	47.5°	50°
0°	1424.0	1424.0	1424.0	1424.0	1424.0	1424.0	1424.0	1424.0	1424.0	1424.0	1424.0
2.5°	1494.6	1492.7	1488.9	1481.3	1477.4	1481.3	1477.4	1471.7	1464.1	1469.8	1466.0
5°	1490.8	1494.6	1487.0	1481.3	1490.8	1494.6	1487.0	1487.0	1479.4	1487.0	1483.2
7.5°	1416.4	1418.3	1420.2	1418.3	1443.1	1443.1	1439.3	1443.1	1445.0	1448.8	1450.7
10°	1322.8	1324.7	1328.6	1334.3	1364.8	1368.6	1370.5	1374.4	1380.1	1383.9	1395.4
12.5°	1229.3	1233.1	1240.7	1259.8	1292.3	1296.1	1301.8	1307.6	1317.1	1322.8	1343.8
15°	1151.0	1152.9	1160.6	1181.6	1229.3	1238.8	1242.7	1250.3	1269.4	1269.4	1292.3
17.5°	1078.5	1082.3	1088.0	1112.9	1160.6	1175.8	1187.3	1191.1	1215.9	1221.7	1248.4
20°	1023.1	1025.0	1027.0	1049.9	1093.8	1116.7	1126.2	1141.5	1160.6	1175.8	1198.8
22.5°	992.6	994.5	990.7	1000.2	1038.4	1067.0	1078.5	1093.8	1101.4	1128.1	1141.5
25°	994.5	996.4	986.9	981.1	1000.2	1030.8	1040.3	1055.6	1051.8	1089.9	1089.9
27.5°	1013.6	1017.4	1007.9	990.7	992.6	1017.4	1023.1	1028.9	1017.4	1055.6	1048.0
30°	1051.8	1055.6	1044.1	1030.8	1009.8	1025.0	1025.0	1025.0	1004.0	1036.5	1023.1
32.5°	1091.9	1095.7	1091.9	1082.3	1055.6	1059.4	1051.8	1048.0	1019.3	1046.0	1025.0
35°	1151.0	1152.9	1154.8	1154.8	1116.7	1124.3	1103.3	1091.9	1065.1	1086.1	1057.5
37.5°	1221.7	1221.7	1235.0	1240.7	1198.8	1198.8	1175.8	1160.6	1135.8	1143.4	1114.8
40°	1284.6	1290.4	1320.9	1338.1	1299.9	1284.6	1265.6	1252.2	1233.1	1233.1	1204.5
42.5°	1357.2	1368.6	1404.9	1437.4	1416.4	1393.5	1374.4	1361.0	1351.5	1349.5	1319.0
45°	1446.9	1460.3	1500.3	1530.9	1536.6	1519.4	1504.2	1490.8	1483.2	1479.4	1452.6
47.5°	1548.1	1561.4	1597.7	1634.0	1660.7	1656.9	1639.7	1626.3	1632.1	1628.2	1611.1
50°	1660.7	1668.3	1691.2	1733.2	1794.3	1807.7	1803.9	1794.3	1805.8	1805.8	1790.5
52.5°	1750.4	1756.1	1773.3	1822.9	1924.1	1954.7	1979.5	1998.6	2017.6	2029.1	2019.6
55°	1832.5	1832.5	1834.4	1897.4	2048.2	2097.8	2153.2	2193.3	2218.1	2263.9	2283.0
57.5°	1966.1	1956.6	1954.7	2021.5	2197.1	2248.6	2328.8	2386.0	2420.4	2513.9	2512.0
60°	1927.9	1931.7	2000.5	2197.1	2502.5	2548.3	2620.8	2681.9	2746.8	2815.5	2821.3
62.5°	1662.6	1672.1	1775.2	2069.2	2697.2	2935.8	3159.1	3329.0	3424.5	3485.5	3401.6
65°	1164.4	1187.3	1326.6	1685.5	2483.4	2851.8	3204.9	3598.2	3899.8	4367.4	4503.0
67.5°	580.3	597.5	620.4	883.8	1855.4	2372.7	2859.4	3395.8	3796.7	4483.9	4867.5
70°	416.1	423.8	440.9	496.3	830.3	1242.7	1815.3	2582.7	3054.1	4090.6	4632.8
72.5°	322.6	330.2	353.1	431.4	549.7	607.0	721.5	1179.7	1754.2	2825.1	3558.1
75°	250.1	261.5	294.0	389.4	528.7	561.2	566.9	608.9	694.8	1254.1	1994.7
77.5°	175.6	177.5	210.0	336.0	513.5	576.5	566.9	566.9	578.4	639.5	853.3
80°	116.4	118.3	139.3	232.9	450.5	524.9	580.3	553.6	555.5	565.0	580.3
82.5°	61.1	64.9	82.1	141.3	263.4	355.0	482.9	503.9	496.3	505.8	502.0
85°	17.2	17.2	28.6	53.4	129.8	137.4	213.8	292.1	297.8	337.9	360.8
87.5°	0.0	0.0	0.0	0.0	0.0	0.0	0.0	5.7	7.6	17.2	19.1
90°	0.0	0.0	0.0	0.0	0.0	0.0	0.0	0.0	0.0	0.0	0.0
92.5°	0.0	0.0	0.0	0.0	0.0	0.0	0.0	0.0	0.0	0.0	0.0
95°	1.0	1.0	1.0	1.0	1.0	1.0	1.0	1.0	1.0	1.0	1.0
97.5°	2.0	2.0	2.0	3.0	4.0	5.2	6.5	7.8	9.0	10.0	11.0
100°	8.0	8.0	10.0	14.0	22.0	24.0	26.0	28.0	30.0	30.5	31.0
102.5°	28.0	28.0	32.0	38.0	45.0	46.2	47.5	48.8	50.0	50.2	50.5
105°	54.0	54.0	56.0	61.0	66.0	67.0	68.0	69.0	70.0	70.2	70.5
107.5°	78.0	77.0	80.0	84.0	88.0	88.8	89.5	90.2	91.0	91.5	92.0
110°	101.0	102.0	103.0	106.0	110.0	110.5	111.0	111.5	112.0	112.5	113.0



REPORT NUMBER: P228272

CATALOG NUMBER: ISC-AF-1000-LED-E1-SL3-7060-ULG

**CANDELA DISTRIBUTION (continued):**

	0°	5°	15°	25°	35°	37.5°	40°	42.5°	45°	47.5°	50°
112.5°	124.0	124.0	126.0	129.0	132.0	132.5	133.0	133.5	134.0	134.5	135.0
115°	146.0	147.0	149.0	151.0	154.0	154.5	155.0	155.5	156.0	156.5	157.0
117.5°	169.0	170.0	172.0	174.0	177.0	177.5	178.0	178.5	179.0	179.2	179.5
120°	193.0	195.0	196.0	198.0	201.0	201.2	201.5	201.8	202.0	202.5	203.0
122.5°	219.0	220.0	221.0	223.0	226.0	226.2	226.5	226.8	227.0	227.2	227.5
125°	244.0	246.0	247.0	248.0	251.0	251.2	251.5	251.8	252.0	252.2	252.5
127.5°	267.0	269.0	270.0	272.0	274.0	274.5	275.0	275.5	276.0	276.5	277.0
130°	290.0	292.0	293.0	294.0	298.0	298.2	298.5	298.8	299.0	299.5	300.0
132.5°	313.0	314.0	317.0	318.0	321.0	321.2	321.5	321.8	322.0	322.8	323.5
135°	336.0	337.0	339.0	341.0	345.0	345.0	345.0	345.0	345.0	345.8	346.5
137.5°	359.0	360.0	363.0	364.0	367.0	367.0	367.0	367.0	367.0	367.5	368.0
140°	382.0	383.0	385.0	386.0	388.0	388.2	388.5	388.8	389.0	389.2	389.5
142.5°	404.0	406.0	408.0	407.0	410.0	410.0	410.0	410.0	410.0	410.5	411.0
145°	425.0	426.0	428.0	428.0	431.0	431.2	431.5	431.8	432.0	432.5	433.0
147.5°	444.0	444.0	447.0	448.0	452.0	452.2	452.5	452.8	453.0	453.2	453.5
150°	461.0	462.0	464.0	465.0	469.0	469.2	469.5	469.8	470.0	470.2	470.5
152.5°	479.0	480.0	483.0	482.0	485.0	485.2	485.5	485.8	486.0	486.2	486.5
155°	499.0	500.0	502.0	501.0	503.0	503.0	503.0	503.0	503.0	503.2	503.5
157.5°	513.0	515.0	517.0	516.0	519.0	519.0	519.0	519.0	519.0	519.0	519.0
160°	525.0	527.0	529.0	529.0	532.0	532.0	532.0	532.0	532.0	532.0	532.0
162.5°	535.0	536.0	539.0	538.0	541.0	541.0	541.0	541.0	541.0	541.2	541.5
165°	546.0	547.0	549.0	548.0	552.0	552.0	552.0	552.0	552.0	552.2	552.5
167.5°	555.0	556.0	559.0	558.0	561.0	560.8	560.5	560.2	560.0	560.0	560.0
170°	562.0	563.0	566.0	565.0	567.0	566.8	566.5	566.2	566.0	565.8	565.5
172.5°	565.0	566.0	569.0	567.0	569.0	568.8	568.5	568.2	568.0	568.2	568.5
175°	567.0	569.0	570.0	569.0	572.0	572.0	572.0	572.0	572.0	572.2	572.5
177.5°	572.0	573.0	575.0	574.0	578.0	577.8	577.5	577.2	577.0	577.0	577.0
180°	576.0	576.0	576.0	576.0	576.0	576.0	576.0	576.0	576.0	576.0	576.0





REPORT NUMBER: P228272

CATALOG NUMBER: ISC-AF-1000-LED-E1-SL3-7060-ULG

**CANDELA DISTRIBUTION (continued):**

	52.5°	55°	57.5°	59°	60°	62.5°	65°	67.5°	70°	72.5°	75°
0°	1424.0	1424.0	1424.0	1424.0	1424.0	1424.0	1424.0	1424.0	1424.0	1424.0	1424.0
2.5°	1469.8	1462.2	1460.3	1456.4	1458.4	1452.6	1450.7	1443.1	1443.1	1439.3	1435.4
5°	1479.4	1471.7	1479.4	1466.0	1467.9	1462.2	1452.6	1452.6	1445.0	1439.3	1427.8
7.5°	1452.6	1452.6	1454.5	1446.9	1448.8	1446.9	1435.4	1433.5	1422.1	1422.1	1408.7
10°	1403.0	1403.0	1410.6	1404.9	1406.8	1404.9	1399.2	1397.3	1393.5	1393.5	1372.5
12.5°	1345.7	1357.2	1368.6	1362.9	1362.9	1366.7	1366.7	1368.6	1366.7	1364.8	1347.6
15°	1298.0	1315.2	1326.6	1324.7	1326.6	1336.2	1340.0	1341.9	1347.6	1345.7	1330.5
17.5°	1254.1	1273.2	1282.7	1290.4	1296.1	1303.7	1315.2	1320.9	1328.6	1326.6	1311.4
20°	1214.0	1231.2	1248.4	1257.9	1259.8	1275.1	1288.5	1305.6	1309.5	1313.3	1294.2
22.5°	1172.0	1187.3	1221.7	1215.9	1229.3	1257.9	1265.6	1290.4	1290.4	1303.7	1277.0
25°	1135.8	1137.7	1191.1	1181.6	1193.0	1244.6	1250.3	1294.2	1282.7	1301.8	1271.3
27.5°	1099.5	1097.6	1162.5	1151.0	1164.4	1235.0	1238.8	1299.9	1288.5	1311.4	1271.3
30°	1072.8	1067.0	1141.5	1118.6	1137.7	1225.5	1227.4	1305.6	1296.1	1326.6	1284.6
32.5°	1067.0	1057.5	1122.4	1105.2	1124.3	1215.9	1227.4	1326.6	1315.2	1353.4	1299.9
35°	1091.9	1076.6	1131.9	1116.7	1131.9	1219.7	1236.9	1359.1	1345.7	1389.6	1336.2
37.5°	1137.7	1126.2	1172.0	1156.8	1168.2	1246.5	1261.7	1401.1	1399.2	1452.6	1391.5
40°	1217.8	1206.4	1242.7	1221.7	1231.2	1303.7	1311.4	1460.3	1466.0	1530.9	1469.8
42.5°	1326.6	1307.6	1336.2	1311.4	1324.7	1389.6	1382.0	1532.8	1550.0	1639.7	1569.1
45°	1466.0	1441.2	1458.4	1431.6	1441.2	1496.5	1475.5	1630.1	1647.3	1758.0	1695.0
47.5°	1618.7	1588.2	1609.2	1574.8	1580.5	1639.7	1601.5	1746.6	1773.3	1912.7	1851.6
50°	1801.9	1761.9	1769.5	1737.0	1740.9	1800.0	1758.0	1889.8	1922.2	2076.8	2023.4
52.5°	2036.7	1979.5	1979.5	1935.6	1937.5	1996.6	1945.1	2059.6	2095.9	2252.4	2216.2
55°	2346.0	2300.2	2290.6	2244.8	2229.5	2241.0	2168.4	2248.6	2288.7	2435.7	2407.0
57.5°	2592.2	2586.5	2615.1	2550.2	2534.9	2538.8	2447.1	2452.9	2498.7	2613.2	2622.7
60°	2891.9	2901.4	2905.3	2851.8	2846.1	2792.6	2699.1	2683.8	2741.1	2819.4	2849.9
62.5°	3369.1	3359.6	3311.8	3271.8	3235.5	3092.3	3040.8	2956.8	3037.0	3080.9	3143.9
65°	4394.1	4294.9	3989.5	4016.2	3920.8	3609.6	3565.7	3395.8	3521.8	3523.7	3642.1
67.5°	5409.7	5604.4	5417.3	5421.1	5205.4	4642.3	4506.8	4168.9	4239.5	4157.5	4218.5
70°	5583.4	5856.3	6367.9	6276.3	6264.8	5831.5	5375.3	4812.2	4600.3	4424.7	4283.4
72.5°	4804.5	5077.5	5827.7	5619.6	5697.9	5829.6	5354.3	4932.4	4459.0	4235.7	3930.3
75°	3380.6	3773.8	4535.4	4426.6	4483.9	4701.5	4293.0	4243.4	3695.5	3546.6	3077.0
77.5°	1811.5	2298.2	3151.5	3017.9	3042.7	3166.8	2741.1	2653.3	2124.5	1977.6	1445.0
80°	815.1	1130.0	1769.5	1620.6	1576.7	1506.1	1109.0	874.2	534.5	355.0	246.2
82.5°	540.2	561.2	784.5	679.5	635.6	524.9	339.8	200.4	158.4	133.6	127.9
85°	362.7	332.1	330.2	292.1	271.1	213.8	158.4	99.3	82.1	68.7	63.0
87.5°	21.0	13.4	19.1	21.0	15.3	13.4	9.5	0.0	1.9	0.0	1.9
90°	0.0	0.0	0.0	0.0	0.0	0.0	0.0	0.0	0.0	0.0	0.0
92.5°	0.0	0.0	0.0	0.0	0.0	0.0	0.0	0.0	0.0	0.0	0.0
95°	1.0	1.0	1.0	1.0	1.0	1.0	1.0	1.0	1.0	1.0	1.0
97.5°	12.0	13.0	11.5	10.6	10.0	8.5	7.0	6.5	6.0	5.5	5.0
100°	31.5	32.0	31.5	31.2	31.0	30.5	30.0	29.2	28.5	27.8	27.0
102.5°	50.8	51.0	50.8	50.6	50.5	50.2	50.0	49.5	49.0	48.5	48.0
105°	70.8	71.0	71.0	71.0	71.0	71.0	71.0	70.5	70.0	69.5	69.0
107.5°	92.5	93.0	92.8	92.6	92.5	92.2	92.0	91.8	91.5	91.2	91.0
110°	113.5	114.0	114.0	114.0	114.0	114.0	114.0	113.8	113.5	113.2	113.0



REPORT NUMBER: P228272

CATALOG NUMBER: ISC-AF-1000-LED-E1-SL3-7060-ULG

**CANDELA DISTRIBUTION (continued):**

	52.5°	55°	57.5°	59°	60°	62.5°	65°	67.5°	70°	72.5°	75°
112.5°	135.5	136.0	136.0	136.0	136.0	136.0	136.0	135.8	135.5	135.2	135.0
115°	157.5	158.0	158.0	158.0	158.0	158.0	158.0	158.0	158.0	158.0	158.0
117.5°	179.8	180.0	180.2	180.4	180.5	180.8	181.0	180.8	180.5	180.2	180.0
120°	203.5	204.0	204.0	204.0	204.0	204.0	204.0	204.0	204.0	204.0	204.0
122.5°	227.8	228.0	228.0	228.0	228.0	228.0	228.0	228.2	228.5	228.8	229.0
125°	252.8	253.0	253.2	253.4	253.5	253.8	254.0	254.0	254.0	254.0	254.0
127.5°	277.5	278.0	277.8	277.6	277.5	277.2	277.0	277.2	277.5	277.8	278.0
130°	300.5	301.0	301.0	301.0	301.0	301.0	301.0	301.2	301.5	301.8	302.0
132.5°	324.2	325.0	325.0	325.0	325.0	325.0	325.0	325.2	325.5	325.8	326.0
135°	347.2	348.0	348.0	348.0	348.0	348.0	348.0	348.2	348.5	348.8	349.0
137.5°	368.5	369.0	369.0	369.0	369.0	369.0	369.0	369.2	369.5	369.8	370.0
140°	389.8	390.0	390.0	390.0	390.0	390.0	390.0	390.5	391.0	391.5	392.0
142.5°	411.5	412.0	412.0	412.0	412.0	412.0	412.0	412.2	412.5	412.8	413.0
145°	433.5	434.0	433.8	433.6	433.5	433.2	433.0	433.2	433.5	433.8	434.0
147.5°	453.8	454.0	453.5	453.2	453.0	452.5	452.0	452.2	452.5	452.8	453.0
150°	470.8	471.0	470.5	470.2	470.0	469.5	469.0	469.0	469.0	469.0	469.0
152.5°	486.8	487.0	486.8	486.6	486.5	486.2	486.0	486.0	486.0	486.0	486.0
155°	503.8	504.0	503.8	503.6	503.5	503.2	503.0	503.2	503.5	503.8	504.0
157.5°	519.0	519.0	518.5	518.2	518.0	517.5	517.0	517.2	517.5	517.8	518.0
160°	532.0	532.0	531.5	531.2	531.0	530.5	530.0	530.0	530.0	530.0	530.0
162.5°	541.8	542.0	541.5	541.2	541.0	540.5	540.0	539.5	539.0	538.5	538.0
165°	552.8	553.0	552.2	551.8	551.5	550.8	550.0	549.5	549.0	548.5	548.0
167.5°	560.0	560.0	559.5	559.2	559.0	558.5	558.0	558.2	558.5	558.8	559.0
170°	565.2	565.0	564.8	564.6	564.5	564.2	564.0	564.5	565.0	565.5	566.0
172.5°	568.8	569.0	568.5	568.2	568.0	567.5	567.0	567.2	567.5	567.8	568.0
175°	572.8	573.0	572.2	571.8	571.5	570.8	570.0	569.5	569.0	568.5	568.0
177.5°	577.0	577.0	576.2	575.8	575.5	574.8	574.0	574.0	574.0	574.0	574.0
180°	576.0	576.0	576.0	576.0	576.0	576.0	576.0	576.0	576.0	576.0	576.0



REPORT NUMBER: P228272

CATALOG NUMBER: ISC-AF-1000-LED-E1-SL3-7060-ULG

**CANDELA DISTRIBUTION (continued):**

	77.5°	80°	85°	90°	95°	100°	102.5°	105°	107.5°	110°	112.5°
0°	1424.0	1424.0	1424.0	1424.0	1424.0	1424.0	1424.0	1424.0	1424.0	1424.0	1424.0
2.5°	1425.9	1425.9	1424.0	1410.6	1403.0	1399.2	1385.8	1383.9	1378.2	1376.3	1376.3
5°	1424.0	1416.4	1406.8	1387.7	1368.6	1351.5	1345.7	1332.4	1322.8	1311.4	1311.4
7.5°	1397.3	1389.6	1368.6	1340.0	1315.2	1290.4	1277.0	1257.9	1242.7	1227.4	1223.6
10°	1366.7	1355.3	1326.6	1288.5	1256.0	1212.1	1194.9	1170.1	1152.9	1130.0	1107.1
12.5°	1334.3	1326.6	1292.3	1248.4	1198.8	1143.4	1116.7	1082.3	1059.4	1032.7	998.3
15°	1320.9	1305.6	1261.7	1206.4	1145.3	1078.5	1040.3	1004.0	969.7	939.1	893.3
17.5°	1303.7	1284.6	1235.0	1170.1	1093.8	1013.6	964.0	923.9	878.1	845.6	794.1
20°	1284.6	1256.0	1202.6	1124.3	1038.4	943.0	880.0	839.9	778.8	746.4	685.3
22.5°	1269.4	1233.1	1168.2	1080.4	977.3	870.4	796.0	750.2	681.5	643.3	566.9
25°	1265.6	1221.7	1143.4	1044.1	925.8	799.8	710.1	664.3	578.4	534.5	444.8
27.5°	1267.5	1215.9	1128.1	1013.6	880.0	736.8	629.9	576.5	467.7	421.9	318.8
30°	1269.4	1217.8	1112.9	986.9	838.0	671.9	545.9	482.9	353.1	313.0	221.4
32.5°	1288.5	1225.5	1109.0	965.9	799.8	607.0	450.5	393.2	250.1	227.2	164.2
35°	1311.4	1250.3	1116.7	962.1	771.2	542.1	353.1	294.0	179.4	173.7	133.6
37.5°	1359.1	1288.5	1147.2	971.6	754.0	475.3	263.4	225.2	141.3	145.1	116.4
40°	1431.6	1353.4	1196.8	1000.2	752.1	408.5	194.7	175.6	122.2	126.0	106.9
42.5°	1529.0	1443.1	1273.2	1061.3	761.6	345.5	156.5	150.8	112.6	116.4	103.1
45°	1656.9	1569.1	1380.1	1139.6	788.4	294.0	137.4	137.4	108.8	112.6	101.2
47.5°	1819.1	1721.8	1511.8	1244.6	830.3	265.3	129.8	131.7	106.9	112.6	101.2
50°	2002.4	1895.5	1679.8	1380.1	895.2	257.7	131.7	131.7	108.8	112.6	101.2
52.5°	2193.3	2094.0	1861.1	1534.7	985.0	274.9	135.5	133.6	108.8	112.6	99.3
55°	2388.0	2298.2	2061.5	1716.0	1109.0	336.0	145.1	139.3	108.8	112.6	101.2
57.5°	2582.7	2519.7	2271.5	1910.7	1263.7	446.7	183.2	162.3	120.3	122.2	103.1
60°	2802.2	2756.4	2508.2	2166.5	1483.2	618.5	269.1	204.2	143.2	135.5	110.7
62.5°	3086.6	3075.1	2878.5	2534.9	1836.3	866.6	381.8	248.1	154.6	141.3	118.3
65°	3588.6	3619.2	3432.1	2966.3	2071.1	872.3	372.2	217.6	145.1	133.6	116.4
67.5°	4092.6	4002.8	3521.8	2901.4	1868.8	580.3	236.7	169.9	127.9	124.1	108.8
70°	4073.5	3829.1	3193.5	2536.8	1475.5	315.0	171.8	141.3	114.5	114.5	103.1
72.5°	3653.5	3290.8	2611.3	2008.1	985.0	200.4	145.1	124.1	105.0	103.1	95.4
75°	2750.6	2323.1	1677.9	1156.8	439.0	129.8	110.7	101.2	91.6	91.6	84.0
77.5°	1294.2	729.2	404.7	269.1	147.0	87.8	76.4	76.4	74.4	76.4	68.7
80°	175.6	158.4	135.5	118.3	89.7	61.1	55.4	57.3	55.4	57.3	51.5
82.5°	106.9	95.4	78.3	74.4	55.4	42.0	40.1	42.0	38.2	40.1	30.5
85°	51.5	45.8	36.3	34.4	28.6	24.8	21.0	24.8	19.1	21.0	13.4
87.5°	0.0	3.8	1.9	3.8	3.8	3.8	0.0	3.8	0.0	3.8	0.0
90°	0.0	0.0	0.0	0.0	0.0	0.0	0.0	0.0	0.0	0.0	0.0
92.5°	0.0	0.0	0.0	0.0	0.0	0.0	0.0	0.0	0.0	0.0	0.0
95°	1.0	1.0	1.0	1.0	1.0	1.0	1.0	1.0	1.0	1.0	1.0
97.5°	4.8	4.5	4.0	4.0	4.0	4.5	4.8	5.0	5.5	6.0	6.5
100°	26.8	26.5	26.0	25.0	26.0	26.5	26.8	27.0	27.8	28.5	29.2
102.5°	48.2	48.5	49.0	48.0	49.0	48.5	48.2	48.0	48.5	49.0	49.5
105°	69.5	70.0	71.0	69.0	71.0	70.0	69.5	69.0	69.5	70.0	70.5
107.5°	91.2	91.5	92.0	91.0	92.0	91.5	91.2	91.0	91.2	91.5	91.8
110°	113.2	113.5	114.0	113.0	114.0	113.5	113.2	113.0	113.2	113.5	113.8



REPORT NUMBER: P228272  
 CATALOG NUMBER: ISC-AF-1000-LED-E1-SL3-7060-ULG

REPORT N  
 CATALOG

**CANDELA DISTRIBUTION (continued):**

**CANDELA**

	77.5°	80°	85°	90°	95°	100°	102.5°	105°	107.5°	110°	112.5°	
112.5°	135.5	136.0	137.0	135.0	137.0	136.0	135.5	135.0	135.2	135.5	135.8	0°
115°	158.5	159.0	160.0	159.0	160.0	159.0	158.5	158.0	158.0	158.0	158.0	2.5°
117.5°	180.5	181.0	182.0	180.0	182.0	181.0	180.5	180.0	180.2	180.5	180.8	5°
120°	204.5	205.0	206.0	204.0	206.0	205.0	204.5	204.0	204.0	204.0	204.0	7.5°
122.5°	230.0	231.0	233.0	232.0	233.0	231.0	230.0	229.0	228.8	228.5	228.2	10°
125°	254.8	255.5	257.0	256.0	257.0	255.5	254.8	254.0	254.0	254.0	254.0	12.5°
127.5°	278.8	279.5	281.0	278.0	281.0	279.5	278.8	278.0	277.8	277.5	277.2	15°
130°	302.8	303.5	305.0	303.0	305.0	303.5	302.8	302.0	301.8	301.5	301.2	17.5°
132.5°	326.8	327.5	329.0	327.0	329.0	327.5	326.8	326.0	325.8	325.5	325.2	20°
135°	349.5	350.0	351.0	350.0	351.0	350.0	349.5	349.0	348.8	348.5	348.2	22.5°
137.5°	371.0	372.0	374.0	372.0	374.0	372.0	371.0	370.0	369.8	369.5	369.2	25°
140°	393.0	394.0	396.0	394.0	396.0	394.0	393.0	392.0	391.5	391.0	390.5	27.5°
142.5°	413.8	414.5	416.0	415.0	416.0	414.5	413.8	413.0	412.8	412.5	412.2	30°
145°	434.8	435.5	437.0	435.0	437.0	435.5	434.8	434.0	433.8	433.5	433.2	32.5°
147.5°	453.8	454.5	456.0	453.0	456.0	454.5	453.8	453.0	452.8	452.5	452.2	35°
150°	470.0	471.0	473.0	470.0	473.0	471.0	470.0	469.0	469.0	469.0	469.0	37.5°
152.5°	486.8	487.5	489.0	486.0	489.0	487.5	486.8	486.0	486.0	486.0	486.0	40°
155°	504.8	505.5	507.0	505.0	507.0	505.5	504.8	504.0	503.8	503.5	503.2	42.5°
157.5°	519.2	520.5	523.0	520.0	523.0	520.5	519.2	518.0	517.8	517.5	517.2	45°
160°	530.8	531.5	533.0	531.0	533.0	531.5	530.8	530.0	530.0	530.0	530.0	47.5°
162.5°	538.5	539.0	540.0	537.0	540.0	539.0	538.5	538.0	538.5	539.0	539.5	50°
165°	548.5	549.0	550.0	548.0	550.0	549.0	548.5	548.0	548.5	549.0	549.5	52.5°
167.5°	560.0	561.0	563.0	561.0	563.0	561.0	560.0	559.0	558.8	558.5	558.2	55°
170°	567.2	568.5	571.0	569.0	571.0	568.5	567.2	566.0	565.5	565.0	564.5	57.5°
172.5°	568.8	569.5	571.0	568.0	571.0	569.5	568.8	568.0	567.8	567.5	567.2	60°
175°	568.8	569.5	571.0	568.0	571.0	569.5	568.8	568.0	568.5	569.0	569.5	62.5°
177.5°	574.8	575.5	577.0	574.0	577.0	575.5	574.8	574.0	574.0	574.0	574.0	65°
180°	576.0	576.0	576.0	576.0	576.0	576.0	576.0	576.0	576.0	576.0	576.0	67.5°
												70°
												72.5°
												75°
												77.5°
												80°
												82.5°
												85°
												87.5°
												90°
												92.5°
												95°
												97.5°
												100°
												102.5°
												105°
												107.5°
												110°

NUMBER: P228272  
 NUMBER: ISC-AF-1000-LED-E1-SL3-7060-ULG

REPORT NUMBER: P  
 CATALOG NUMBER:

**DISTRIBUTION (continued):**

**CANDELA DISTRIBUTION**

115°	117.5°	120°	122.5°	125°	127.5°	130°	135°	145°	155°	165°	115°	115°
1424.0	1424.0	1424.0	1424.0	1424.0	1424.0	1424.0	1424.0	1424.0	1424.0	1424.0	112.5°	136.0
1366.7	1361.0	1359.1	1351.5	1349.5	1341.9	1340.0	1332.4	1319.0	1313.3	1303.7	115°	158.0
1294.2	1284.6	1277.0	1273.2	1257.9	1250.3	1238.8	1223.6	1194.9	1181.6	1158.7	117.5°	181.0
1193.0	1191.1	1168.2	1160.6	1141.5	1128.1	1110.9	1086.1	1044.1	1019.3	983.1	120°	204.0
1082.3	1074.7	1048.0	1032.7	1007.9	988.8	965.9	929.6	864.7	813.2	757.8	122.5°	228.0
979.2	956.3	925.8	902.9	872.3	845.6	818.9	763.5	660.5	576.5	500.1	125°	254.0
872.3	838.0	805.5	767.4	734.9	692.9	662.4	589.8	454.3	351.2	303.5	127.5°	277.0
763.5	715.8	679.5	628.0	591.7	534.5	502.0	414.2	297.8	252.0	236.7	130°	301.0
649.0	586.0	545.9	482.9	446.7	374.1	349.3	286.3	229.1	211.9	208.1	132.5°	325.0
526.8	450.5	406.6	337.9	313.0	269.1	250.1	219.5	192.8	185.2	189.0	135°	348.0
398.9	316.9	288.2	238.6	229.1	206.2	198.5	183.2	169.9	169.9	175.6	137.5°	369.0
284.4	221.4	213.8	183.2	181.3	169.9	164.2	156.5	152.7	156.5	164.2	140°	390.0
208.1	168.0	168.0	150.8	150.8	143.2	141.3	137.4	137.4	145.1	152.7	142.5°	412.0
164.2	137.4	141.3	127.9	129.8	124.1	126.0	124.1	126.0	131.7	137.4	145°	433.0
137.4	118.3	124.1	112.6	116.4	110.7	114.5	114.5	118.3	120.3	122.2	147.5°	452.0
122.2	108.8	112.6	105.0	108.8	103.1	108.8	108.8	110.7	110.7	110.7	150°	469.0
112.6	101.2	106.9	99.3	105.0	99.3	105.0	105.0	103.1	101.2	103.1	152.5°	486.0
106.9	99.3	105.0	97.4	103.1	97.4	101.2	99.3	95.4	95.4	95.4	155°	503.0
105.0	97.4	101.2	95.4	99.3	93.5	97.4	95.4	89.7	87.8	91.6	157.5°	517.0
105.0	95.4	101.2	93.5	97.4	91.6	95.4	89.7	84.0	84.0	89.7	160°	530.0
105.0	95.4	101.2	93.5	97.4	89.7	91.6	85.9	78.3	80.2	87.8	162.5°	540.0
106.9	99.3	103.1	95.4	97.4	85.9	89.7	82.1	76.4	78.3	84.0	165°	550.0
108.8	99.3	103.1	91.6	93.5	85.9	85.9	82.1	76.4	76.4	82.1	167.5°	558.0
108.8	97.4	99.3	89.7	91.6	82.1	84.0	80.2	74.4	72.5	76.4	170°	564.0
112.6	101.2	101.2	87.8	89.7	80.2	82.1	78.3	72.5	68.7	70.6	172.5°	567.0
116.4	103.1	105.0	91.6	91.6	82.1	84.0	76.4	68.7	64.9	66.8	175°	570.0
116.4	103.1	105.0	93.5	93.5	84.0	84.0	76.4	64.9	61.1	61.1	177.5°	574.0
110.7	101.2	103.1	93.5	93.5	84.0	84.0	74.4	63.0	57.3	55.4	180°	576.0
106.9	97.4	99.3	87.8	89.7	80.2	80.2	70.6	59.2	53.4	49.6		
97.4	89.7	89.7	82.1	80.2	70.6	70.6	64.9	55.4	47.7	43.9		
84.0	76.4	74.4	66.8	66.8	61.1	59.2	53.4	45.8	40.1	38.2		
68.7	59.2	59.2	49.6	49.6	43.9	45.8	40.1	34.4	32.5	30.5		
49.6	40.1	40.1	32.5	32.5	26.7	28.6	26.7	24.8	24.8	22.9		
30.5	21.0	22.9	17.2	21.0	15.3	17.2	15.3	15.3	13.4	13.4		
15.3	7.6	11.5	5.7	9.5	1.9	5.7	3.8	3.8	3.8	3.8		
1.9	0.0	1.9	0.0	0.0	0.0	0.0	0.0	0.0	0.0	0.0		
0.0	0.0	0.0	0.0	0.0	0.0	0.0	0.0	0.0	0.0	0.0		
0.0	0.0	0.0	0.0	0.0	0.0	0.0	0.0	0.0	0.0	0.0		
1.0	1.0	1.0	1.0	1.0	1.0	1.0	1.0	1.0	1.0	1.0		
7.0	8.5	10.0	11.5	13.0	12.0	11.0	9.0	4.0	3.0	2.0		
30.0	30.5	31.0	31.5	32.0	31.5	31.0	30.0	22.0	14.0	10.0		
50.0	50.2	50.5	50.8	51.0	50.8	50.5	50.0	45.0	38.0	32.0		
71.0	71.0	71.0	71.0	71.0	70.8	70.5	70.0	66.0	61.0	56.0		
92.0	92.2	92.5	92.8	93.0	92.5	92.0	91.0	88.0	84.0	80.0		
114.0	114.0	114.0	114.0	114.0	113.5	113.0	112.0	110.0	106.0	103.0		

'228272  
 ISC-AF-1000-LED-E1-SL3-7060-ULG

REPORT NUMBER: P228272  
 CATALOG NUMBER: ISC-AF-10

**TION (continued):**

**CANDELA DISTRIBUTION (con**

117.5°	120°	122.5°	125°	127.5°	130°	135°	145°	155°	165°		175°	180°
136.0	136.0	136.0	136.0	135.5	135.0	134.0	132.0	129.0	126.0	0°	1424.0	1424.0
158.0	158.0	158.0	158.0	157.5	157.0	156.0	154.0	151.0	149.0	2.5°	1294.2	1299.9
180.8	180.5	180.2	180.0	179.8	179.5	179.0	177.0	174.0	172.0	5°	1151.0	1152.9
204.0	204.0	204.0	204.0	203.5	203.0	202.0	201.0	198.0	196.0	7.5°	977.3	973.5
228.0	228.0	228.0	228.0	227.8	227.5	227.0	226.0	223.0	221.0	10°	746.4	736.8
253.8	253.5	253.2	253.0	252.8	252.5	252.0	251.0	248.0	247.0	12.5°	481.0	467.7
277.2	277.5	277.8	278.0	277.5	277.0	276.0	274.0	272.0	270.0	15°	290.1	286.3
301.0	301.0	301.0	301.0	300.5	300.0	299.0	298.0	294.0	293.0	17.5°	232.9	232.9
325.0	325.0	325.0	325.0	324.2	323.5	322.0	321.0	318.0	317.0	20°	208.1	208.1
348.0	348.0	348.0	348.0	347.2	346.5	345.0	345.0	341.0	339.0	22.5°	192.8	192.8
369.0	369.0	369.0	369.0	368.5	368.0	367.0	367.0	364.0	363.0	25°	181.3	183.2
390.0	390.0	390.0	390.0	389.8	389.5	389.0	388.0	386.0	385.0	27.5°	171.8	171.8
412.0	412.0	412.0	412.0	411.5	411.0	410.0	410.0	407.0	408.0	30°	160.3	160.3
433.2	433.5	433.8	434.0	433.5	433.0	432.0	431.0	428.0	428.0	32.5°	141.3	141.3
452.5	453.0	453.5	454.0	453.8	453.5	453.0	452.0	448.0	447.0	35°	126.0	124.1
469.5	470.0	470.5	471.0	470.8	470.5	470.0	469.0	465.0	464.0	37.5°	112.6	114.5
486.2	486.5	486.8	487.0	486.8	486.5	486.0	485.0	482.0	483.0	40°	103.1	105.0
503.2	503.5	503.8	504.0	503.8	503.5	503.0	503.0	501.0	502.0	42.5°	99.3	99.3
517.5	518.0	518.5	519.0	519.0	519.0	519.0	519.0	516.0	517.0	45°	95.4	95.4
530.5	531.0	531.5	532.0	532.0	532.0	532.0	532.0	529.0	529.0	47.5°	95.4	95.4
540.5	541.0	541.5	542.0	541.8	541.5	541.0	541.0	538.0	539.0	50°	93.5	95.4
550.8	551.5	552.2	553.0	552.8	552.5	552.0	552.0	548.0	549.0	52.5°	91.6	91.6
558.5	559.0	559.5	560.0	560.0	560.0	560.0	561.0	558.0	559.0	55°	85.9	87.8
564.2	564.5	564.8	565.0	565.2	565.5	566.0	567.0	565.0	566.0	57.5°	80.2	82.1
567.5	568.0	568.5	569.0	568.8	568.5	568.0	569.0	567.0	569.0	60°	74.4	74.4
570.8	571.5	572.2	573.0	572.8	572.5	572.0	572.0	569.0	570.0	62.5°	66.8	66.8
574.8	575.5	576.2	577.0	577.0	577.0	577.0	578.0	574.0	575.0	65°	61.1	61.1
576.0	576.0	576.0	576.0	576.0	576.0	576.0	576.0	576.0	576.0	67.5°	53.4	53.4
										70°	47.7	47.7
										72.5°	42.0	42.0
										75°	36.3	36.3
										77.5°	30.5	28.6
										80°	22.9	22.9
										82.5°	13.4	13.4
										85°	3.8	3.8
										87.5°	0.0	0.0
										90°	0.0	0.0
										92.5°	0.0	0.0
										95°	1.0	1.0
										97.5°	2.0	2.0
										100°	8.0	8.0
										102.5°	28.0	28.0
										105°	54.0	54.0
										107.5°	77.0	78.0
										110°	102.0	101.0



REPORT NUMBER: P228272

CATALOG NUMBER: ISC-AF-1000-LED-E1

**CANDELA DISTRIBUTION (continued):**

	175°	180°
112.5°	124.0	124.0
115°	147.0	146.0
117.5°	170.0	169.0
120°	195.0	193.0
122.5°	220.0	219.0
125°	246.0	244.0
127.5°	269.0	267.0
130°	292.0	290.0
132.5°	314.0	313.0
135°	337.0	336.0
137.5°	360.0	359.0
140°	383.0	382.0
142.5°	406.0	404.0
145°	426.0	425.0
147.5°	444.0	444.0
150°	462.0	461.0
152.5°	480.0	479.0
155°	500.0	499.0
157.5°	515.0	513.0
160°	527.0	525.0
162.5°	536.0	535.0
165°	547.0	546.0
167.5°	556.0	555.0
170°	563.0	562.0
172.5°	566.0	565.0
175°	569.0	567.0
177.5°	573.0	572.0
180°	576.0	576.0

(END OF REPORT)

Cooper Lighting Solutions Photometric Lab  
1121 Highway 74 South  
Peachtree City, GA 30269

Scaled Data Report



-SL3-7060-ULG